

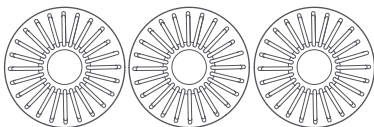
**xiaomi**

**Smart Pet Food Feeder Desiccant Cartridge User Manual**



# Product Overview

## Package Contents



Desiccant Cartridge × 3



User Manual × 1


## Specifications

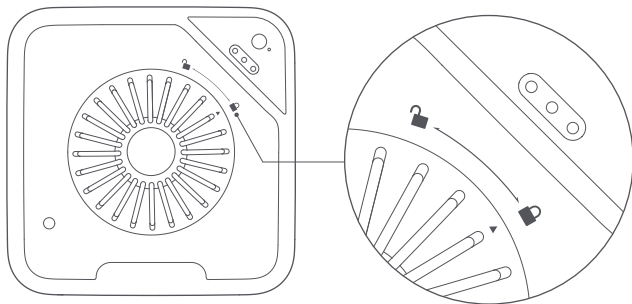
Model:	XWDB01MG-GL
Color:	White
Item Dimensions:	Φ 104 × 14 mm
Net Weight:	66 g × 3
Made in China	

Note: Illustrations of product, accessories, and user interface in the user manual are for reference purposes only. Actual product and functions may vary due to product enhancements.

# How to Install

## Desiccant Cartridge

Press the safety lock on the back of the feeder and lift the cover. Remove the cover and install the desiccant cartridge onto the recessed area of the cover. Then rotate the desiccant cartridge until its triangle mark is aligned with the mark . Make sure the desiccant cartridge is secured in place.



Notes: It is recommended to replace the desiccant cartridge every month. Do not drop the desiccant cartridge into the food compartment, or use the desiccant cartridge if it is damaged or broken. Do not soak the desiccant cartridge in water.

Manufactured for: Xiaomi Communications Co., Ltd.

Manufactured by: Beijing Kitten&Puppy Technology Co., Ltd.

(a Mi Ecosystem company)

Address: Room Q-101, Floor 2, Q Area, Anning Zhuang Back Street, Haidian District, Beijing,  
China For further information, please go to [www.mi.com](http://www.mi.com)

Importer:

Beryko s.r.o.

Pod Vinicemi 931/2, 301 00 Plzeň

[www.beryko.cz](http://www.beryko.cz)